




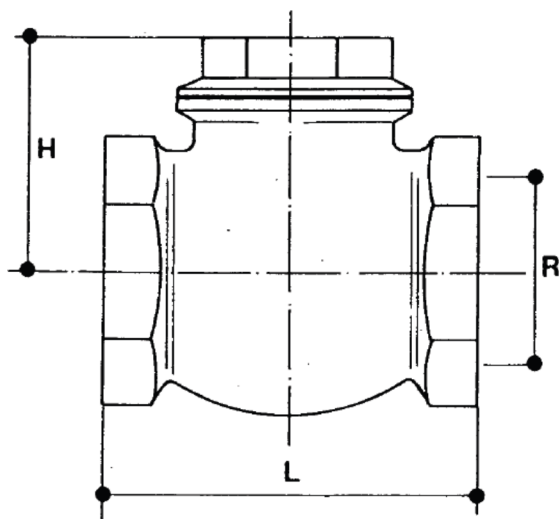
IT ::	Valvola a clapet sede metallo
EN ::	Swing Check Valve metal seat
FR ::	Vanne à clapet siège en métal



 Dettagli Tecnici	
Corpo:	Ottone CW617
Asta:	Ottone CW614
Sede:	Ottone
Temperatura:	0 - 90° C
Pressione Nominale:	PN 10

 Technical Details	
Body:	Brass CW617
Stem:	Brass CW614
Seat:	Brass
Temperature:	0 - 90° C
Nominal Pressure:	PN 10

 Fiche Technique	
Corps:	Laiton CW617
Enchères:	Laiton CW614
Siège:	Laiton
Température:	0 - 90° C
Pression Nominale:	PN 10



R	L	H
1/2"	24	47
3/4"	26	52
1"	31	63
1" 1/4	37	70
1" 1/2	47	84
2"	50	36
2" 1/2	67	116
3"	76	135
4"	91	164